


FOSSIL WOOD



SUN




6x24



1x12 Mosaic

EARTH




6x24



1x12 Mosaic

MOON



6x24



1x12 Mosaic

	VALUE	STANDARD
	SUN PEI 4 MOON PEI 4 EARTH PEI 4	
Abrasion resistance		GLAZED ISO 10545-7
Water absorption	E ≤% 0.3	ISO 10545-3
Breaking strength	3000 N	ISO 10545-4
Scratch hardness	9 Mohs	EN 101
Chemical resistance	GA	ISO 10545-13
Stain resistance	A/5	ISO 10545-14
Resistance to frost	Resistant NO ALTERNATION WITH 100 CYCLES	ISO 10545-12
Thermal shock resistance	resistant	ISO 10545-9
Crazing resistance	resistant	ISO 10545-11
Color shade variation	V3	CTDA
Coefficients of friction	Wet: 0.65-0.70 Dry: 0.68-0.73	ASTM C 1028 96

Variations in shade and color and sometimes texture, are inherent in all tile products such as porcelain, glass and ceramic. This variation can be present from piece to piece within any production run. Prior to any installation, several loose tiles should be arranged and approved by the customer.

Tile Applications:	Residential	Light Commercial	Commercial
Usage	•	•	•
Floors	•	•	•
Walls	•	•	•
Countertops	•	•	•