



# PETRIFIED WOOD

B  
E  
I  
G  
E




20x40 9.5x40 6x40

6x40 available in  
Matte or Polished  
(all other sizes are Matte only)



2x2 Mosaic

B  
R  
O  
W  
N




20x40 9.5x40 6x40

6x40 available in  
Matte or Polished  
(all other sizes are Matte only)



2x2 Mosaic

G  
R  
E  
Y




20x40 9.5x40 6x40

6x40 available in  
Matte or Polished  
(all other sizes are Matte only)



2x2 Mosaic

M  
U  
S  
K




20x40 9.5x40 6x40

6x40 available in  
Matte or Polished  
(all other sizes are Matte only)



2x2 Mosaic

W  
H  
I  
T  
E



20x40 9.5x40 6x40

6x40 available in  
Matte or Polished  
(all other sizes are Matte only)



2x2 Mosaic

	VALUE	STANDARD
Abrasion resistance	PEI 4	GLAZED ISO 10545-7
Water absorption	≤ 0.3%	ISO 10545-3
Breaking strength	40+55 N/mm <sup>2</sup>	ISO 10545-4
Scratch hardness	6.5 Mohs	UNI 101
Chemical resistance	resists	ISO 10545-13
Stain resistance	complete	ISO 10545-14
Resistance to frost	frost proof	ISO 10545-12
Coefficients of friction	DCOF: 0.54	

Variations in shade and color and sometimes texture, are inherent in all tile products such as porcelain, glass and ceramic. This variation can be present from piece to piece within any production run. Prior to any installation, several loose tiles should be arranged and approved by the customer.

Tile Applications:	Residential	Light Commercial	Commercial
Usage	•	•	•
Floors	•	•	•
Walls	•	•	•
Countertops	•	•	•