




OpuLith



OCEAN GREY



126"x60"

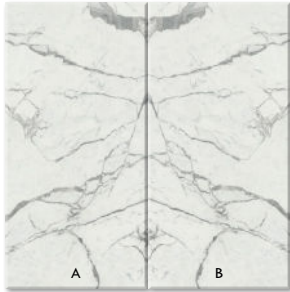


Book-match

ROMAN GREY

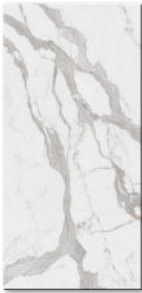


126"x60"

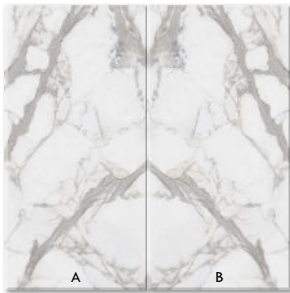


Book-match

SICILY WHITE




126"x60"

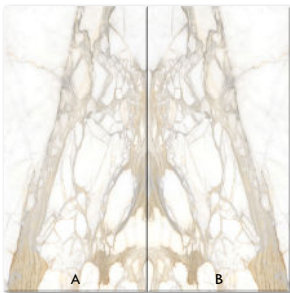


Book-match

SICILY GOLD



126"x60"



Book-match

	STANDARD		VALUE
Water Absorption	C373	Impervious < 0.5%	< 0.1%
Thickness Dimension	C499	Range $\pm$ 0.02 Inc. Max.	$\leq \pm$ 0.02 Inc.
Facial Dimension (Length/Width Variation)	C499	$\pm$ 0.25%	$\leq \pm$ 0.25%
Wedging	C502	$\pm$ 0.25%	$\leq \pm$ 0.25%
Dry Bond Strength	C482	$\geq$ 150 psi	$\geq$ 200 psi
Breaking Strength	C648	$\geq$ 175 lb.	$\geq$ 200 lb.
Hardness (MOHS)	Scratch Test (No Regulation)	Range 0 – 10	$\geq$ 7
Deep Abrasion Resistance	C1243	Impervious (Porcelain) Class P1: $\leq$ 175 mm	$\leq$ 175 mm
Frost Resistance	C1026	No sample must show alterations to the surfaces	No evidence of damage
Robinson Test	AC627	As reported	Extra Heavy
Chemical Resistance	C650	No Requirement Range E – A	Class A
Stain Resistance	C1378	No Requirement Range E – A	Class A*
DCOF (Coefficient of Friction)	BOT 3000	$\geq$ 0.42*	$\geq$ 0.42 – $\leq$ 0.60*
Aesthetic Classification	Visual Evaluation Shade & Texture	No Requirement Range V0 – V4	V1 – V3
LRV (Light Reflectance Value)	C609	No Requirement Range 0 -100	10 to 80 depending on style/color selection

\*All values are given for Matte or Honed material. No values are given for Polished material. We do not recommend polished surfaces in the areas subject to exposure from grease, oil or water. For level interior spaces to be walked upon when wet see ANSI A137.1 section 6.2.2.1.10 – Section 9.6 for test procedures.

Variations in shade and color, and sometimes in texture, are inherent in all tile products such as porcelain, glass and ceramic. This variation can be present from piece to piece within any production run. Prior to any installation, several loose tiles should be arranged and approved by the customer.

Tile Applications:

Usage	Residential	Light Commercial	Commercial
Floors	•	•	•
Walls	•	•	•
Counter-tops	•	•	•


Thickness:  
12 mm

TAJ MAHAL



126"x60"

APILAR WHITE



126"x60"